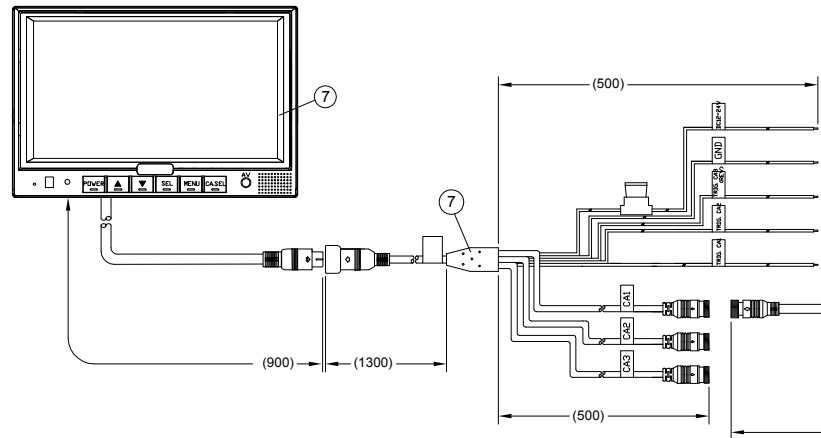
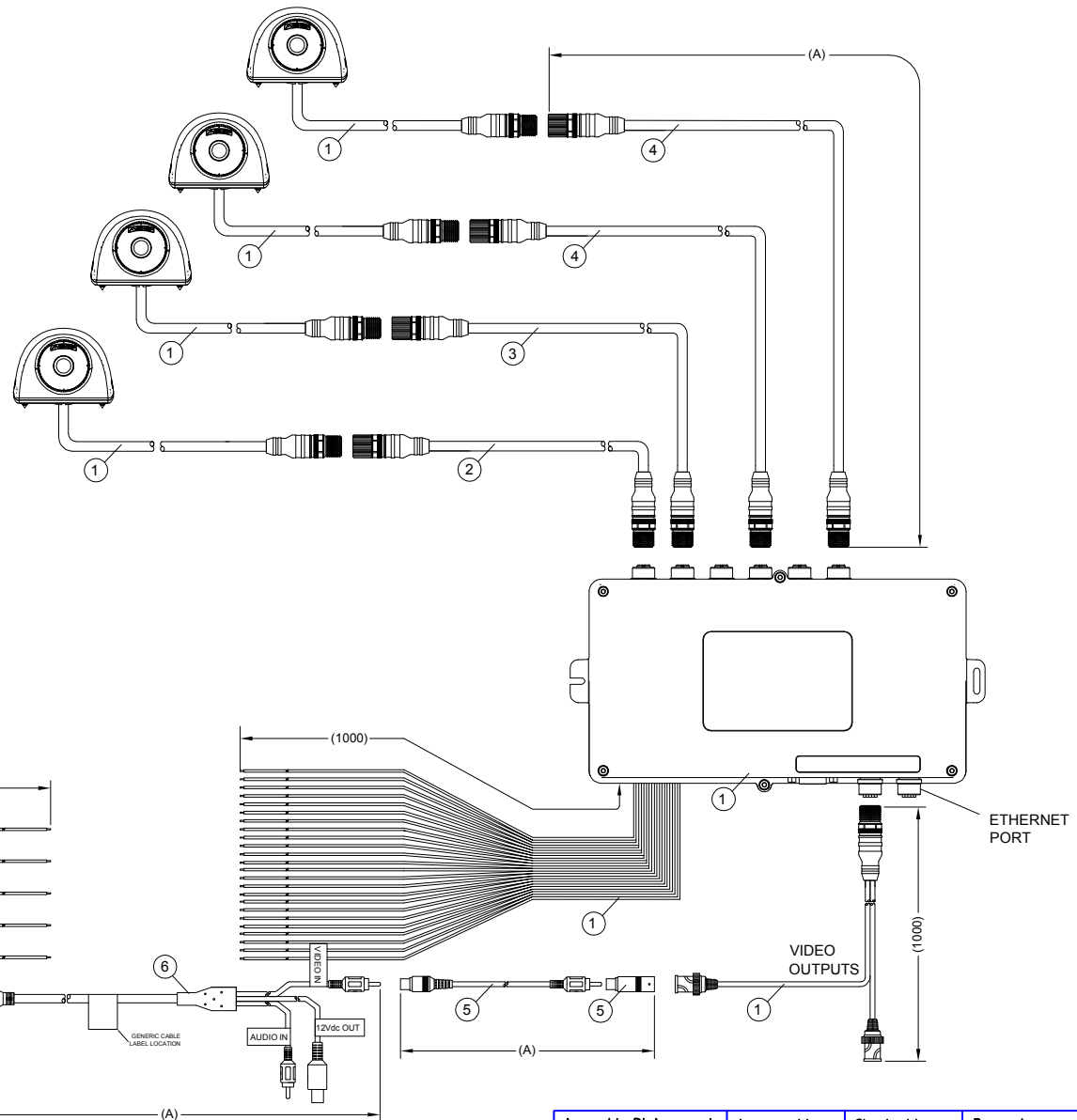


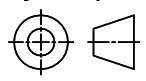
Revision Notes.				
R1 -				
APA: -	Drawn: -	Checked: -	Approved: -	Date: -

#	MODEL	PART #	A(mm)
1	ASL360-SV	4328	-
2	ASL360-L110	4335	10000
3	ASL360-L120	4333	20000
4	ASL360-L115	4334	15000
5	AC-054	4340	2500
6	AC-024	S3183	1000
7	VBV-770DM	3355	-



NOTES:
 1. REFER TO COMPONENT DRAWINGS FOR COMPONENT DETAIL.
 2. REFER TO COMPONENT PRODUCT SPECIFICATIONS FOR PRODUCT SPECIFICATIONS.

PROPRIETARY NOTICE
 THIS DESIGN AND TECHNICAL INFORMATION APPEARING ON THIS DRAWING IS THE PROPERTY OF BRIGADE ELECTRONICS, AND IS DISCLOSED IN CONFIDENCE. IT IS NOT TO BE COPIED, REPRODUCED, REVEALED TO OR EXPROPRIATED BY OTHERS, EITHER IN WHOLE OR IN PART WITHOUT THE EXPRESS WRITTEN CONSENT OF BRIGADE ELECTRONICS.

Assembly Pl Approval N/A	Approved by S.MATTHEWS	Checked by R.BATES	Drawn by M.POTTER
Angle of Projection  Third Angle	Units mm	Scale N/A	Released 12.04.13
Status RELEASED	Part No 4343	Assembly Ref N/A	
		SE-770D-000	
		BE-002394-00-13	

BRIGADE
 www.brigade-electronics.com